

## Strategy Overview

As of 3/31/24

Sector Select Hedged is a fully tactical investment strategy designed to generate long-term growth with downside risk protection. The strategy utilizes a proprietary scoring and selection process to actively allocate across U.S. sector ETFs. The strategy invests in sectors with higher risk-adjusted return potential and reduces or eliminates exposure to sectors with lower risk-adjusted return potential while applying defensive cash scaling risk controls designed to reduce volatility and mitigate significant loss.

**Primary Objective**  
Long-Term Growth

**Secondary Objective**  
Minimize Volatility / Mitigate Significant Loss

**Asset Allocation Range**  
Based on market conditions

**Equities**

0%  100%

**Fixed Income**

0%

**Alternative**

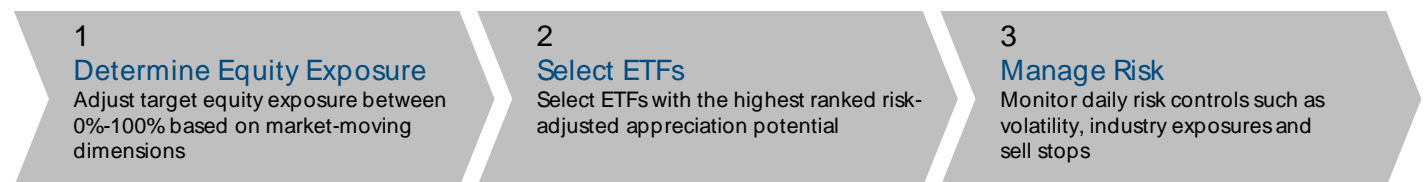
0%

## Active Management for a Changing Market

- People are living longer, and the road to financial security is only getting more complex. Investors require thoughtful solutions that properly balance the **financial tradeoff between income production and principal risk**.
- The rise of the Exchange Traded Fund (ETF) marketplace has provided NorthCoast with one of the tools necessary to deliver investment products designed to manage this tradeoff. Utilizing a variety of ETFs, NorthCoast can provide investors with **increased transparency, lower costs, and greater consistency**.

## Investment Process

Focus on long-term growth while managing principal risk through the implementation of a systematic 3-step process



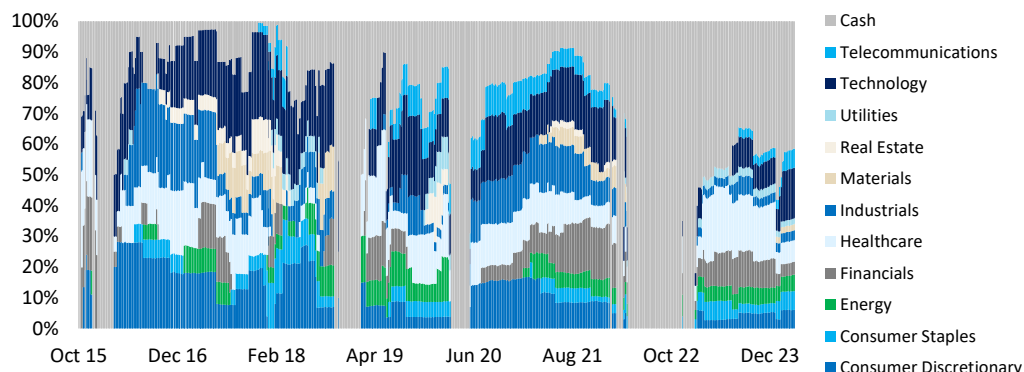
### Strategy Benefits

<b>Complementary</b>	Low correlation to standard equity benchmarks
<b>Defensive</b>	Able to shift between 100% equity and 100% cash
<b>Disciplined</b>	Quantitatively researched and rules-based management
<b>Transparent</b>	Separately managed account (SMA) structure provides real-time account access

### Management

<b>Firm</b>	NorthCoast Asset Management
<b>Home Office</b>	Greenwich, Connecticut
<b>Account Types</b>	All brokerage, retirement and trust accounts welcome
<b>Contact</b>	203.900.8836 info@northcoastam.com northcoastam.com

### Historical Asset Allocation

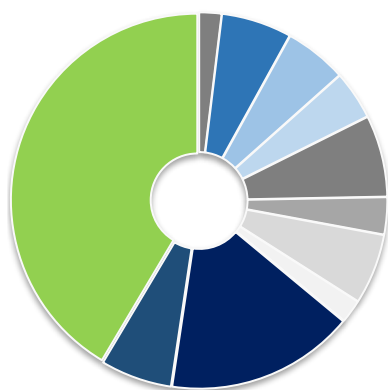


**Tactic to Downside Protection**  
**100% Cash Circuit Breaker:**  
 When the S&P 500 closes below its 200-day simple moving average indicator, the strategy will move to 100% cash exposure.

**Modern Logic to ETF Selection**  
 Sector Select hedged is part of NorthCoast's Select series, which utilizes our proprietary ETF Harmony® selection process

ETF Harmony® is the approach to identifying high potential investments by scoring each sector based on a combination of macroeconomic, sentiment, technical and valuation signals.

### Sample Asset Allocation



### Sample Holdings

- CASH
- FDIS Consumer Discretionary
- FENY Energy
- FNCL Financials
- FHLC Health Care
- FIDU Industrials
- FSTA Consumer Staples
- FMAT Materials
- FTEC Technology
- FCOM Telecommunications

The list above is shown for informational purposes only. It can change and is not a recommendation to buy or sell any of these securities or to allocate a portfolio in this manner.

### Total Performance (% Net)

	2015*	2016	2017	2018	2019	2020	2021	2022	2023	2024 YTD	Total Return	Growth of \$100,000
Sector Select Hedged	-4.0	5.6	19.8	-2.0	6.9	9.6	18.8	-9.9	2.7	4.9	60.8	\$160,795
Tactical Competitor Avg	-2.6	6.2	12.3	-7.7	14.5	9.0	13.2	-15.6	10.6	6.0	49.8	\$149,831

Annualized Returns (% Net)		
1-yr	3-yr	Since Inception 11/1/2015
9.4	3.0	5.9
13.8	2.5	5.0

### Important Disclosure Information

\* 2015 performance results from 11/1/2015-12/31/2015.

Past Performance is not indicative of future results. All investments involve risk, including loss of principal. NorthCoast Asset Management (NCAM) claims compliance with the Global Investment Performance Standards (GIPS®). GIPS® is a registered trademark of CFA Institute. CFA Institute does not endorse or promote this organization, nor does it warrant the accuracy or quality of the content contained herein. NorthCoast Asset Management is a d/b/a of, and investment advisory services are offered through, Connectus Wealth, LLC, an investment adviser registered with the United States Securities and Exchange Commission (SEC). Registration with the SEC or any state securities authority does not imply a certain level of skill or training. More information about Connectus can be found at [www.connectuswealth.com](http://www.connectuswealth.com).

This information contained herein has been prepared by NCAM on the basis of publicly available information, internally developed data and other third party sources believed to be reliable. This material is for informational and illustrative purposes only and should not be viewed as a recommendation or a solicitation to buy or sell any securities or investment products or to adopt any investment strategy.

U.S. Sector Select Hedged is a fully tactical investment strategy designed to generate long-term growth with downside risk protection. The strategy utilizes a proprietary scoring and selection process to actively allocate across U.S. sector ETFs. The strategy invests in sectors with higher risk-adjusted return potential and reduces or eliminates exposure to sectors with lower risk-adjusted return potential while applying defensive cash scaling risk controls designed to reduce volatility and mitigate significant loss.

Benchmarks - Tactical Competitor Avg = Morningstar Tactical Allocation Category Average. Tactical Allocation portfolios seek to provide capital appreciation and income by actively shifting allocations between asset classes. These portfolios have material shifts across equity regions and bond sectors on a frequent basis. To qualify for the Tactical Allocation category, the fund must first meet the requirements to be considered in an allocation category. Next, the fund must historically demonstrate material shifts within the primary asset classes either through a gradual shift over three years or through a series of material shifts on a quarterly basis. The cumulative asset class exposure changes must exceed 10% over the measurement period. The S&P 500 Index is used for

---

comparison purposes as it represents a sample of the 500 leading companies in leading industries of the U.S. economy. It is generally considered a proxy for the total market.